

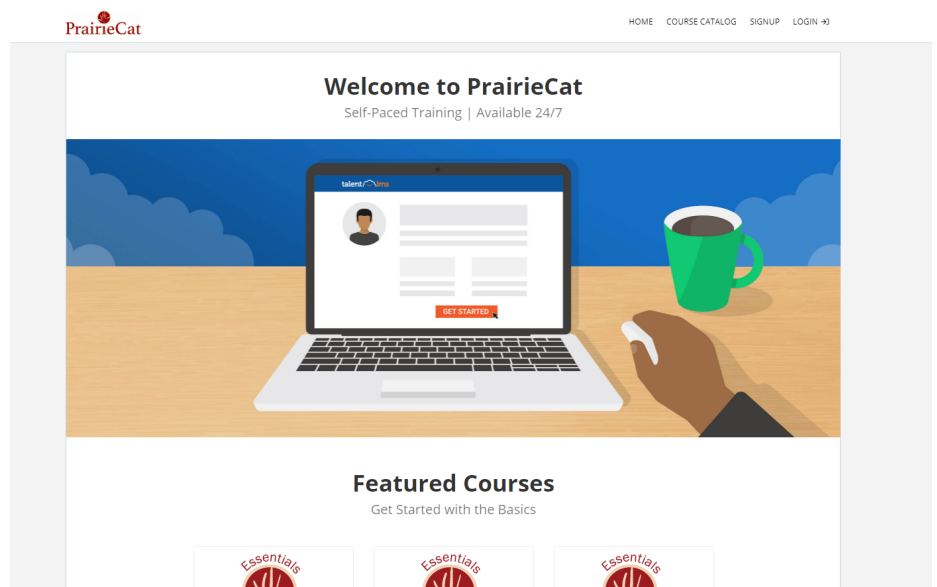
PRAIRIECAT

Training | TalentLMS

PrairieCat offers free Sierra training classes to all members. Most classes are offered as self-paced courses on Talent LMS, an online learning platform. Some advanced classes are offered [on-demand](#) as live sessions through Zoom.

Get Started with PrairieCat Talent LMS

1. Visit prairiecat.talentlms.com
2. Select SIGNUP to create your account
3. Or LOGIN if you already have an account



4. Fill out SIGNUP form
5. Select CREATE ACCOUNT
6. Complete EMAIL VERIFICATION within 24 hours. Check your email for an email from PRAIRIECAT "noreply@talentlms" to verify your account.

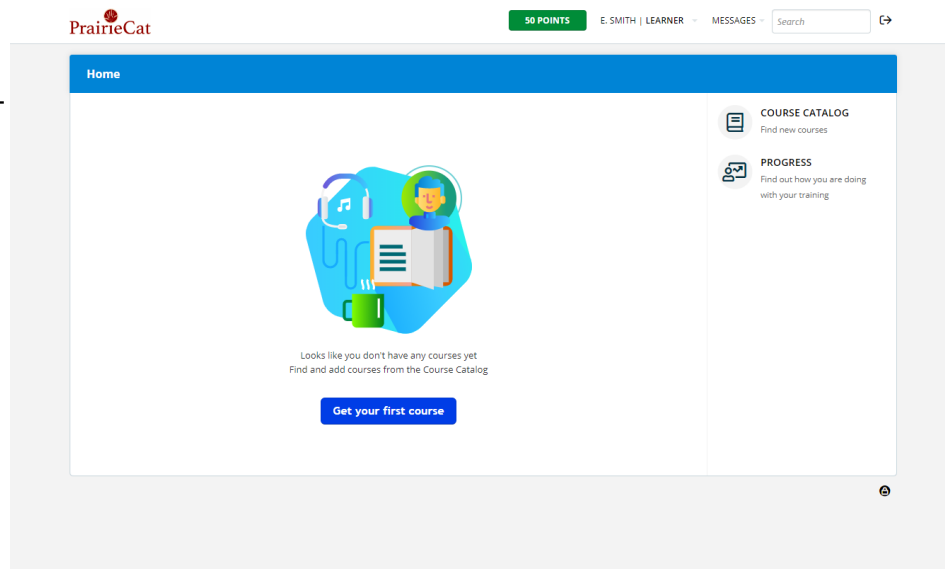
A screenshot of the PrairieCat Talent LMS sign-up form. The form is titled 'Sign up' and is overlaid on the homepage background. It contains the following fields: 'FIRST NAME' (with a character count of 50), 'LAST NAME', 'EMAIL ADDRESS', 'USERNAME', 'PASSWORD', 'LIBRARY NAME', and 'LIBRARY POSITION'. A blue 'Create account' button is at the bottom of the form, and a 'Log in' link is located below the button. The navigation bar at the top of the page is visible, showing 'HOME', 'COURSE CATALOG', 'SIGNUP', and 'LOGIN' links.

PRAIRIECAT

Training | TalentLMS

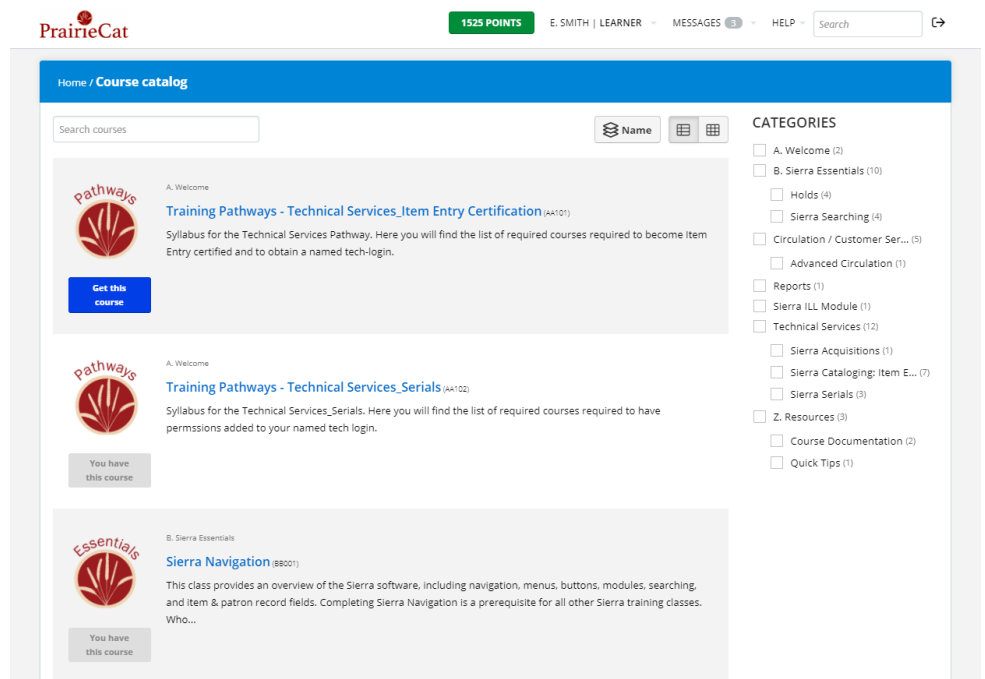
View Course Catalog

1. To view courses, select GET YOUR FIRST COURSE or COURSE CATALOG



The screenshot shows the PrairieCat home page. At the top, there is a navigation bar with the PrairieCat logo, a green button indicating '50 POINTS', and user information 'E. SMITH | LEARNER'. There are also links for 'MESSAGES' and a search bar. The main content area features a blue header with 'Home' and a central graphic with a 'Get your first course' button. On the right, there are two sections: 'COURSE CATALOG' with the subtext 'Find new courses' and 'PROGRESS' with the subtext 'Find out how you are doing with your training'.

2. Select the WELCOME category to view recommended learning pathways
3. Select GET THIS COURSE to start a course
4. Use the CATEGORIES on the right to filter courses



The screenshot shows the PrairieCat Course Catalog page. At the top, there is a navigation bar with the PrairieCat logo, a green button indicating '1525 POINTS', and user information 'E. SMITH | LEARNER'. There are also links for 'MESSAGES', 'HELP', and a search bar. The main content area features a blue header with 'Home / Course catalog' and a search bar. Below the search bar, there are three course cards. The first card is titled 'Training Pathways - Technical Services_Item Entry Certification' and has a 'Get this course' button. The second card is titled 'Training Pathways - Technical Services_Serials' and has a 'You have this course' button. The third card is titled 'Sierra Navigation' and has a 'You have this course' button. On the right, there is a 'CATEGORIES' sidebar with a list of categories and checkboxes.

